

FLANGED STAINLESS STEEL GATE VALVE

Model : Series GT

ANSI CLASS 150

- Body Material**

ASTM CF8M, CF8
DIN 1.4408, 1.4308

- Size Range**

1/2" - 12" (DN15~DN300)

- Standards and Specifications**

Class 150, 300 · API603; ASME B16.34
· ASME B16.10, B16.5
PN16 · DIN 3202 F1
JIS10K, 20K

- Features**

- Bolted bonnet outside screw & yoke
- Integral yoke with bonnet
- Wedge disc; Rising stem

- Temperature Range**

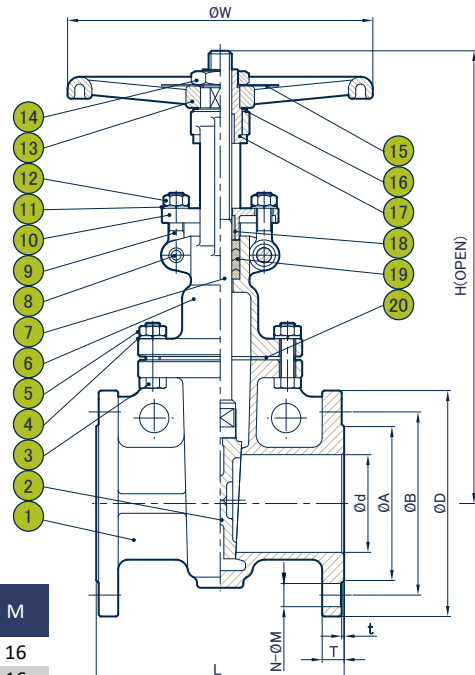
-4°F to 350°F (-20°C to 180°C) with PTFE seal

Materials List:

NO.	PART NAME	MATERIAL	
1	BODY	CF8 / CF8M	
2	DISC	CF8 / CF8M	
3	BODY BOLT	SUS304	
4	BOLT WASHER	SUS304	
5	BOLT NUT	SUS304	
6	BONNET	CF8 / CF8M	
7	STEM	SUS304 / SUS316	
8	HINGE PIN	SUS304	
9	EYE BOLT	SUS304	
10	GLAND	CF8	
11	EYE WASHER	SUS304	
12	EYE NUT	SUS304	
13	HAND WHEEL	FCD	
14	HAND NUT	BRONZE	
15	NAME PLATE	SUS304	
16	WASHER	BRONZE	
17	YOKE SLEEVE	BRONZE	
18	STEM BUSHING	PTFE	
19	STEM PACKING	PTFE	
20	GASKET	1/2" ~ 4"	PTFE/SUS304+GRAPHITE
		5" ~ 12"	SUS304+GRAPHITE

ANSI CLASS 150 Dimensions (mm):

SIZE		d	L	H	W	D	B	A	T	t	N	M
IN	DN											
1/2"	15	15	108	190	120	89	60.5	35	11.1	1.6	4	16
3/4"	20	20	117	195	120	98	70.0	43	11.1	1.6	4	16
1"	25	25	127	234	120	108	79.5	51	11.1	1.6	4	16
1-1/4"	32	32	140	297	200	117	89.5	64	12.7	1.6	4	16
1-1/2"	40	40	165	300	200	127	98.5	73	14.3	1.6	4	16
2"	50	50	178	331	200	152	120.5	92	15.9	1.6	4	19
2-1/2"	65	65	190	393	200	178	139.5	105	17.5	1.6	4	19
3"	80	80	203	470	250	190	152.5	127	19.1	1.6	4	19
4"	100	100	229	545	250	229	190.5	157	23.9	1.6	8	19
5"	125	125	254	640	300	254	216.0	186	23.9	1.6	8	22
6"	150	150	267	740	300	279	241.5	216	25.4	1.6	8	22
8"	200	200	292	910	350	343	298.5	270	28.6	1.6	8	22
10"	250	250	330	1097	400	406	362.0	324	30.2	1.6	12	25
12"	300	300	356	1285	400	483	432.0	381	31.8	1.6	12	25



FLANGED STAINLESS STEEL GATE VALVE

Model : Series GT

ANSI CLASS 300

• Body Material

ASTM CF8M, CF8
DIN 1.4408, 1.4308

• Size Range

1/2" - 12" (DN15~DN300)

• Standards and Specifications

Class 150, 300 · API603; ASME B16.34
· ASME B16.10, B16.5
PN16 · DIN 3202 F1
JIS10K, 20K

• Features

- Bolted bonnet outside screw & yoke
- Integral yoke with bonnet
- Wedge disc; Rising stem

• Temperature Range

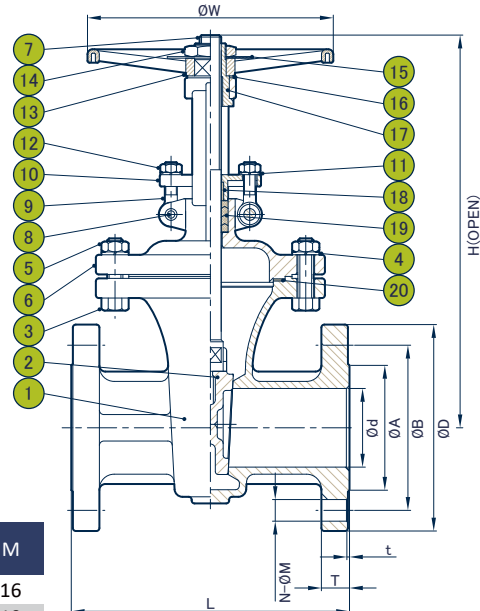
-4°F to 350°F (-20°C to 180°C) with PTFE seal

Materials List:

NO.	PART NAME	MATERIAL
1	BODY	CF8 / CF8M
2	DISC	CF8 / CF8M
3	BODY BOLT	SUS304
4	BOLT WASHER	SUS304
5	BOLT NUT	SUS304
6	BONNET	CF8 / CF8M
7	STEM	SUS304 / SUS316
8	HINGE PIN	SUS304
9	EYE BOLT	SUS304
10	GLAND	CF8
11	EYE WASHER	SUS304
12	EYE NUT	SUS304
13	HAND WHEEL	FCD
14	HAND NUT	BRONZE
15	NAME PLATE	SUS304
16	WASHER	BRONZE
17	YOKE SLEEVE	BRONZE
18	STEM BUSHING	PTFE
19	STEM PACKING	PTFE
20	GASKET	SUS304+GRAPHITE

ANSI CLASS 300 Dimensions (mm):

SIZE		d	L	H	W	D	B	A	T	t	N	M
IN	DN											
1/2"	15	20	140	236	120	95	66.5	35	14.3	1.6	4	16
3/4"	20	25	152	236	120	117	82.5	43	15.9	1.6	4	19
1"	25	26	165	236	120	124	89.0	51	17.5	1.6	4	19
1-1/4"	32	32	140	297	200	135	100	76	16	1.6	4	19
1-1/2"	40	40	190	355	250	156	114.5	73	20.7	1.6	4	22
2"	50	50	216	400	250	165	127.0	92	22.3	1.6	8	19
2-1/2"	65	65	241	454	250	190	149.0	105	25.4	1.6	8	22
3"	80	80	283	500	250	210	168.0	127	28.6	1.6	8	22
4"	100	100	305	609	300	254	200.0	157	31.8	1.6	8	22
5"	125	125	381	630	300	279	235.0	186	35.0	1.6	8	22
6"	150	150	403	792	350	318	270.0	216	36.6	1.6	12	22
8"	200	200	419	998	400	381	330.0	270	41.3	1.6	12	25
10"	250	250	457	1257	500	444	387.5	324	47.7	1.6	16	29
12"	300	300	502	1507	500	521	451.0	381	50.8	1.6	16	32



FLANGED STAINLESS STEEL GATE VALVE

Model : Series GT

DIN PN16

- **Body Material**
ASTM CF8M, CF8
DIN 1.4408, 1.4308
- **Size Range**
1/2" - 12" (DN15~DN300)
- **Standards and Specifications**
Class 150, 300 · API603; ASME B16.34
· ASME B16.10, B16.5
PN16 · DIN 3202 F1
JIS10K, 20K
- **Features**
 - Bolted bonnet outside screw & yoke
 - Integral yoke with bonnet
 - Wedge disc; Rising stem
- **Temperature Range**
-4°F to 350°F (-20°C to 180°C) with PTFE seal

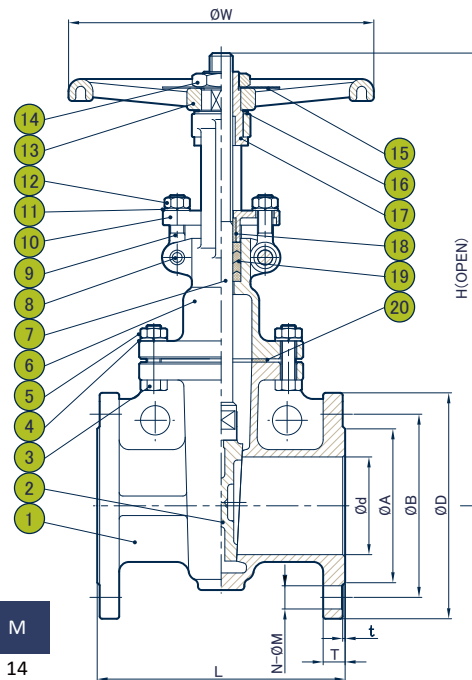


Materials List:

NO.	PART NAME	MATERIAL	
1	BODY	1.4308 / 1.4408	
2	DISC	1.4308 / 1.4408	
3	BODY BOLT	SUS304	
4	BOLT WASHER	SUS304	
5	BOLT NUT	SUS304	
6	BONNET	1.4308 / 1.4408	
7	STEM	SUS304 / SUS316	
8	HINGE PIN	SUS304	
9	EYE BOLT	SUS304	
10	GLAND	1.4308	
11	EYE WASHER	SUS304	
12	EYE NUT	SUS304	
13	HAND WHEEL	FCD	
14	HAND NUT	BRONZE	
15	NAME PLATE	SUS304	
16	WASHER	BRONZE	
17	YOKE SLEEVE	BRONZE	
18	STEM BUSHING	PTFE	
19	STEM PACKING	PTFE	
20	GASKET	1/2" ~ 4"	PTFE/SUS304+GRAPHITE
		5" ~ 12"	SUS304+GRAPHITE

DIN PN16 Dimensions (mm):

SIZE		d	L	H	W	D	B	A	T	t	N	M
IN	DN											
1/2"	15	15	130	197	120	95	65	45	14	2	4	14
3/4"	20	20	150	195	120	105	75	58	16	2	4	14
1"	25	25	160	234	120	115	85	68	16	2	4	14
1-1/4"	32	32	180	297	200	140	100	78	16	2	4	18
1-1/2"	40	40	200	300	200	150	110	88	16	3	4	18
2"	50	50	230	331	200	165	125	102	18	3	4	18
2-1/2"	65	65	290	393	200	185	145	122	18	3	4	18
3"	80	80	310	470	250	200	160	138	20	3	8	18
4"	100	100	350	545	250	220	180	158	20	3	8	18
5"	125	125	400	640	300	250	210	188	22	3	8	18
6"	150	150	480	740	300	285	240	212	22	3	8	22
8"	200	200	600	910	350	340	295	268	24	3	12	22



FLANGED STAINLESS STEEL GATE VALVE

Model : Series GT

JIS 10K

- Body Material**
 ASTM CF8M, CF8
 DIN 1.4408, 1.4308
- Size Range**
 1/2" - 12" (DN15~DN300)
- Standards and Specifications**
 Class 150, 300 · API603; ASME B16.34
 · ASME B16.10, B16.5
 PN16 · DIN 3202 F1
 JIS10K, 20K
- Features**
 - Bolted bonnet outside screw & yoke
 - Integral yoke with bonnet
 - Wedge disc; Rising stem
- Temperature Range**
 -4°F to 350°F (-20°C to 180°C) with PTFE seal

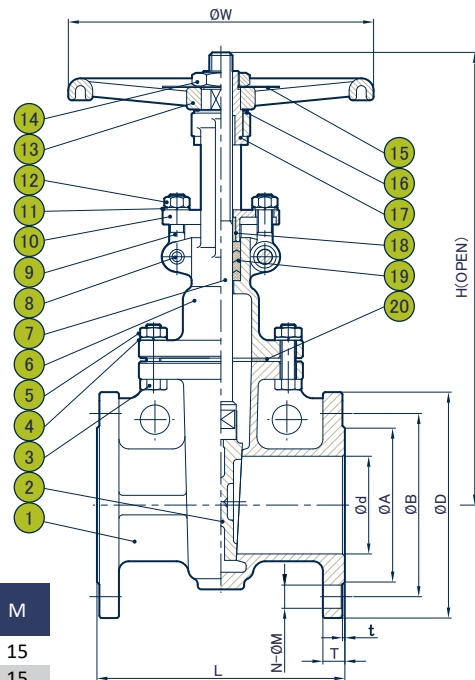


Materials List:

NO	PART NAME	MATERIAL	
1	BODY	SCS13 / SCS14	
2	DISC	SCS13 / SCS14	
3	BODY BOLT	SUS304	
4	BOLT WASHER	SUS304	
5	BOLT NUT	SUS304	
6	BONNET	SCS13 / SCS14	
7	STEM	SUS304 / SUS316	
8	HINGE PIN	SUS304	
9	EYE BOLT	SUS304	
10	GLAND	SCS13	
11	EYE WASHER	SUS304	
12	EYE NUT	SUS304	
13	HAND WHEEL	FCD	
14	HAND NUT	BRONZE	
15	NAME PLATE	SUS304	
16	WASHER	BRONZE	
17	YOKE SLEEVE	BRONZE	
18	STEM BUSHING	PTFE	
19	STEM PACKING	PTFE	
20	GASKET	1/2" ~ 4"	PTFE/SUS304+GRAPHITE
		5" ~ 12"	SUS304+GRAPHITE

JIS10K Dimensions (mm):

SIZE		d	L	H	W	D	B	A	T	t	N	M
IN	DN											
1/2"	15	15	108	190	120	95	70	51	12	1	4	15
3/4"	20	20	117	195	120	100	75	56	14	1	4	15
1"	25	25	127	234	120	125	90	67	14	1	4	19
1-1/4"	32	32	140	297	200	135	100	76	16	2	4	19
1-1/2"	40	40	165	300	200	140	105	81	16	2	4	19
2"	50	50	178	331	200	155	120	96	16	2	4	19
2-1/2"	65	65	190	393	200	175	140	116	18	2	4	19
3"	80	80	203	470	250	185	150	126	18	2	8	19
4"	100	100	229	545	250	210	175	151	18	2	8	19
5"	125	125	254	640	300	250	210	182	20	2	8	23
6"	150	150	267	740	300	280	240	212	22	2	8	23
8"	200	200	292	910	350	330	290	262	22	2	12	23
10"	250	250	330	1097	400	400	355	324	24	2	12	25
12"	300	300	356	1285	400	445	400	368	24	3	16	25



FLANGED STAINLESS STEEL GATE VALVE

Model : Series GT

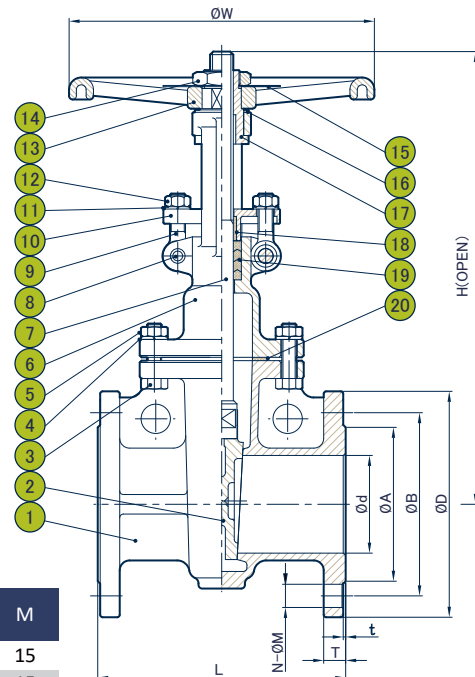
JIS 16K

- Body Material**
 ASTM CF8M, CF8
 DIN 1.4408, 1.4308
- Size Range**
 1/2" - 12" (DN15~DN300)
- Standards and Specifications**
 Class 150, 300 · API603; ASME B16.34
 · ASME B16.10, B16.5
 PN16 · DIN 3202 F1
 JIS10K, 20K
- Features**
 - Bolted bonnet outside screw & yoke
 - Integral yoke with bonnet
 - Wedge disc; Rising stem
- Temperature Range**
 -4°F to 350°F (-20°C to 180°C) with PTFE seal



Materials List:

NO.	PART NAME	MATERIAL
1	BODY	SCS13 / SCS14
2	DISC	SCS13 / SCS14
3	BODY BOLT	SUS304
4	BOLT WASHER	SUS304
5	BOLT NUT	SUS304
6	BONNET	SCS13 / SCS14
7	STEM	SUS304 / SUS316
8	HINGE PIN	SUS304
9	EYE BOLT	SUS304
10	GLAND	SCS13
11	EYE WASHER	SUS304
12	EYE NUT	SUS304
13	HAND WHEEL	FCD
14	HAND NUT	BRONZE
15	NAME PLATE	SUS304
16	WASHER	BRONZE
17	YOKE SLEEVE	BRONZE
18	STEM BUSHING	PTFE
19	STEM PACKING	PTFE
20	GASKET	1/2" ~ 4" PTFE/SUS304+GRAPHITE 5" ~ 12" SUS304+GRAPHITE



JIS16K Dimensions (mm):

SIZE		d	L	H	W	D	B	A	T	t	N	M
IN	DN											
1/2"	15	15	108	190	120	95	70	51	12	1	4	15
3/4"	20	20	117	195	120	100	75	56	14	1	4	15
1"	25	25	127	234	120	125	90	67	14	1	4	19
1-1/4"	32	32	140	297	200	135	100	76	16	2	4	19
1-1/2"	40	40	165	300	200	140	105	81	16	2	4	19
2"	50	50	178	331	200	155	120	96	16	2	8	19
2-1/2"	65	65	190	393	200	175	140	116	18	2	8	19
3"	80	80	203	470	250	200	160	132	20	2	8	23
4"	100	100	229	545	250	225	185	160	22	2	8	23
5"	125	125	254	640	300	270	225	195	22	2	8	25
6"	150	150	267	740	300	305	260	230	24	2	12	25
8"	200	200	292	910	350	350	305	275	26	2	12	25
10"	250	250	330	1097	400	430	380	345	28	2	12	27
12"	300	300	356	1285	400	480	430	395	30	3	16	27

Copyright © 2017 by DIE ERSTE INDUSTRY CO., LTD. Series GT V4.1

Due to continuous development of the products, DIE ERSTE reserves the right to alter the dimension and information contained in the document as required without notice. For specific performance data and proper material selection, please consult with your DIE ERSTE representatives.

DIE ERSTE INDUSTRY CO., LTD. is an ISO 9001:2008 DIE ERSTE GROUP registered company with operations in Taiwan and China.

FLANGED STAINLESS STEEL GATE VALVE

Model : Series GT

JIS20K

- Body Material**
 ASTM CF8M, CF8
 DIN 1.4408, 1.4308
- Size Range**
 1/2" - 12" (DN15~DN300)
- Standards and Specifications**
 Class 150, 300 · API603; ASME B16.34
 · ASME B16.10, B16.5
 PN16 · DIN 3202 F1
 JIS10K, 20K
- Features**
 - Bolted bonnet outside screw & yoke
 - Integral yoke with bonnet
 - Wedge disc; Rising stem
- Temperature Range**
 -4°F to 350°F (-20°C to 180°C) with PTFE seal



Materials List:

NO.	PART NAME	MATERIAL
1	BODY	SCS13 / SCS14
2	DISC	SCS13 / SCS14
3	BODY BOLT	SUS304
4	BOLT WASHER	SUS304
5	BOLT NUT	SUS304
6	BONNET	SCS13 / SCS14
7	STEM	SUS304 / SUS316
8	HINGE PIN	SUS304
9	EYE BOLT	SUS304
10	GLAND	SCS13
11	EYE WASHER	SUS304
12	EYE NUT	SUS304
13	HAND WHEEL	FCD
14	HAND NUT	BRONZE
15	NAME PLATE	SUS304
16	WASHER	BRONZE
17	YOKE SLEEVE	BRONZE
18	STEM BUSHING	PTFE
19	STEM PACKING	PTFE
20	GASKET	SUS304+GRAPHITE

JIS20K Dimensions (mm):

SIZE		d	L	H	W	D	B	A	T	t	N	M
IN	DN											
1/2"	15	20	140	236	120	95	70	51	14	1	4	15
3/4"	20	25	152	236	120	100	75	56	16	1	4	15
1"	25	26	165	236	120	125	90	67	16	1	4	19
1-1/4"	32	32	140	297	200	135	100	76	16	2	4	19
1-1/2"	40	40	190	355	250	140	105	81	18	2	4	19
2"	50	50	216	400	250	155	120	96	18	2	8	19
2-1/2"	65	65	241	454	250	175	140	116	20	2	8	19
3"	80	80	283	500	250	200	160	132	22	2	8	23
4"	100	100	305	609	300	225	185	160	24	2	8	23
5"	125	125	254	640	300	250	210	182	20	2	8	23
6"	150	150	403	792	350	305	260	230	28	2	12	25
8"	200	200	419	998	400	350	305	275	30	2	12	25
10"	250	250	457	1257	500	430	380	345	34	2	12	27
12"	300	300	502	1507	500	480	430	395	36	3	16	27

